








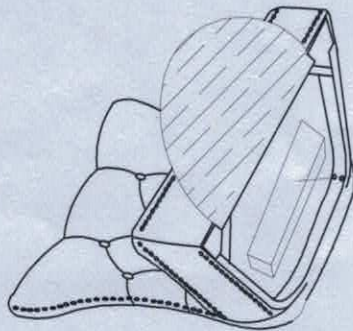


ASSEMBLY INSTRUCTION



STEP 1

NO.	PARTS LIST		Q'TY
A		CHAIR FRAME	1PC
B		FRONT LEG	2PCS
C		BACK LEG	2PCS
NO.	PARTS LIST		Q'TY
①		BOLT M8*65mm	4PCS
②		BOLT M8*45mm	4PCS
③		SPRING WASHER	8PCS
④		FLAT WASHER	8PCS
⑤		ALLEN WRENCH	1PC



The legs are underneath the dust cover

STEP 2

STEP 3

